



**ALL BREED HERDING CLUB OF WESTEN WASHINGTON
AND PACKLEADER FARM**

Present:

**AHBA Sanctioned:
Ranch Large Flock (RLF)
Instinct Test (HCT)
Junior Herd Dog (JHD)**

April 19-20, 2008







Location: PackLeader Farm, Gig Harbor, WA

Judges:

Ron Fischer

Janie Nafsinger

Barbara Davenport (non-competitive runs only)



**Day of Entries taken at 8:00 a.m. ...if there are still openings
Handler's Meeting/Trial starts 8:30 a.m.**



Location and Directions

14401 Crews Road KPN, Gig Harbor, WA 98329

Telephone 253-884-5959

- Hwy 16, Exit for Purdy/Key Center//Shelton, Hwy 302 W.
- Travel into Purdy, turn west at the light onto Gig Harbor-Longbranch Hwy
- Cross the Wauna Bridge, travel 5.1 miles, turn RIGHT onto
- Turn RIGHT onto Hwy 302 W, Elgin Clifton Rd KPN, toward Shelton/Allyn (There are clearly marked signs leading to HYW 302 W)
- Travel 1.2 miles, turn RIGHT onto 150th
- Travel 0.1 miles (end of chain link fence) turn LEFT onto 1st gravel road into Rocky Creek Conservation Area.
- Follow road approximately 0.8 mile through park, through PackLeader’s green farm gate.
- House is a two-story white w/green trim.



Motels & Camping

Best Western Wesley Inn	6575 Kimball Drive, Gig Harbor, 98335	(888) 462-0002
The INN at Gig Harbor	3211 56 th St. N.W., Gig Harbor. 98335	(800) 795-9980
Westwynd Motel – Apartments	6703 144 th St. NW., Gig Harbor, 98332	(800) 468-9963
Gig Harbor RV Resort	9515 Burnham Drive NW, Gig Harbor, 98332	(800) 526-8311
PackLeader Farm	Camping and/or RVs may park on site, no hookups	



Food – Karen’s Kitchen

Lunch is available on the site for \$7.00 per person. *Reservations must accompany entry form.*



Information and Entry Forms: Debbie Humble 425-742-6922 debbihumble@comcast.net

Barbara 253-884-5959 K9SayNo@aol.com Toni Crites 541-820-4885 DreamcatcherACD@aol.com



Entries

Pre-entries must arrive no later than April 10th. Make money orders or checks payable to ABHC of WW. Mail to: Debbie Humble at 13624 Third Drive SE. Everett, WA 98028

Entry Fees

RLF Sheep.....	\$35.00 or day of \$40.00
JHD Sheep.....	\$30.00 or day of \$35.00
HCT Sheep.....	\$25.00 or day of \$30.00
Day of Entries (if runs are still available).....	Prior to the start of class

Judges

April 19
April 20

RLF

Janie Nafsinger
Ron Fischer

JHD and HCT

Ron Fischer
Janie Nafsinger

Non-competitive

Barbara Davenport
Barbara Davenport

Limits

RLF 20 runs

JHD & HCT (**Combined**)

25 runs



Awards

Rosettes.....1st – 4th place Each Day

Reserve High in Trial & High in Trial Each Day

High Combined for the weekend

April 19/20, 2008

Please fill out one entry form, per dog

Entry Number: _____

Breed: _____ Reg. #: _____ Registry: _____

Reg. Name: _____

Call Name: _____ Sex: _____ DOB: _____

Sire: _____

Dam: _____

Breeder: _____

Owner: _____

Address: _____

City: _____ State: _____ Zip: _____

Phone: _____ E-mail: _____

Name of handler if other than owner: _____

Check Class(es) you are entering

RLF Sheep				JHD		HCT		
Sat.	I	<input type="checkbox"/>	II	<input type="checkbox"/>	III	<input type="checkbox"/>	Sat.	<input type="checkbox"/>
Sun.	I	<input type="checkbox"/>	II	<input type="checkbox"/>	III	<input type="checkbox"/>	Sun.	<input type="checkbox"/>

Total # of pre-entry runs (on or before 4-10-08)

RLF I _____ @ \$35.00 ea. Total \$ _____
 RLF II _____ @ \$35.00 ea. Total \$ _____
 RLF III _____ @ \$35.00 ea. Total \$ _____
 JHD _____ @ \$30.00 ea. Total \$ _____
 HCT _____ @ \$25.00 ea. Total \$ _____

Total # of runs (After 4-10-08)

RLF I _____ @ \$40.00 ea. Total \$ _____
 RLF II _____ @ \$40.00 ea. Total \$ _____
 RLF III _____ @ \$40.00 ea. Total \$ _____
 JHD _____ @ \$35.00 ea. Total \$ _____
 HCT _____ @ \$30.00 ea. Total \$ _____

Lunch _____ @ \$7.00 per person per day Total \$ _____

In consideration for participation in this event, I agree to assume all responsibility for any claim, loss or damage, of whatever kind or nature, whether to person or property, which may be caused at or near this event, either directly or indirectly, by me or the dog(s) I have entered in or brought to this event. I further agree that I will hold AHBA, All Breed Herding Club of Western Washington, PackLeader Farm, Barbara Davenport and/or Steve Weigley harmless and defend them from any and all liability for any injury, claimed damage or loss, of whatever kind or nature, whether to person or property, caused at or near this event whether directly or indirectly, by or to me or any dog(s) I have entered in or brought to this event. I agree to indemnify AHBA, All Breed Herding Club of Western Washington, PackLeader Farm, Barbara Davenport and/or Steve Weigley for any loss, cost or expense including attorney fees and cost to which AHBA, All Breed Herding Club of Western Washington, PackLeader Farm, Barbara Davenport and/or Steve Weigley might be subject to as a result of any claim, suit, loss or damage caused in any way by any act or negligence on my part or on the part of any dog(s) I have entered in or brought to the event. AHBA, AHBA, All Breed Herding Club of Western Washington, PackLeader Farm, Barbara Davenport and/or Steve Weigley do not have and do not exercise control of the conduct of this event or those present. I certify and represent that the dog(s) I have entered in or brought to this event is (are) not a hazard to other dogs, other animals, or to people.

Signature of owner / agent

Date

AHBA Ranch – Large Flock Course - 2008

**PackLeader Farm
Ranch – Large Flock Course (RLF)**

GENERAL RULES:

- Time 20 minutes.
- In all elements, quiet efficient stock work is essential.
- All elements must be accomplished prior to moving on.
- All gates may be open/closed at the Handler's discretion (unless specified); however, time will not end until all gates have been restored to their original/starting position.
- Ties are broken based on individual scores in the following order: Exercise 6 "Sort and Pen", Exercise 5 "Fetch/Drive", Exercise 3 "Pens / Footbath / Trailer".

STARTING SET-UP:

- All gates are closed.
- 25 sheep in back field, 25 sheep in stock yard, 25 sheep in 5 pens (5 head per pen, 25 sheep in reserve)

1. GATHER - 15 pts.: All levels: Team enters Back Field (300' x 600'). Team may move to any position up to the minimum for the team's level. Time starts when handler sends the dog to gather the sheep. Fetch the sheep to the Handler, and then proceed to the gate. Exercise ends when the sheep are near Back Alley gate.

HRD I – Dog at 60 feet from sheep, Handler within 15 feet of sheep.

HRD II – Dog at 120 feet from sheep, Handler ½ way.

HRD III – Handler and dog 120 feet from sheep

2. BACK ALLEY - 10 pts.: All levels: Dog will hold the stock off the Back Alley gate, allowing the handler to freely open the gate. Move stock into the Back Alley closing the gate. Move stock up the back alley to the holding area in the Upper Back Alley. Exercise ends when the midway gate is closed.

3. PENS/FOOTBATH/TRAILER- 15 pts.: All levels: Remove 5 groups of 5 sheep from pens in aisle A/B and combine. Move sheep into narrow alley, through Pen 3, Footbath Alley and load into trailer. Exercise ends when trailer gate is closed.

4. STOCKYARD/TRAILER- 10 pts.: All levels: Gather sheep from stockyard and release sheep into Arena A through Pen #1. Return to the trailer, unload sheep, and release into the stockyard. Call dog off stock and enter Arena A. Exercise ends when the gate is closed.

5. DRIVE/FETCH - HRDI & II - 20 pts.; HRDIII - 30 pts.: All levels: Collect/move stock to the handler's post. From the post, move stock through free standing obstacle #1 and back thru obstacle #2, moving the stock thru pen #2 into the Back Alley. Fetch/drive sheep into the back field. Exercise ends when the back field gate is closed.

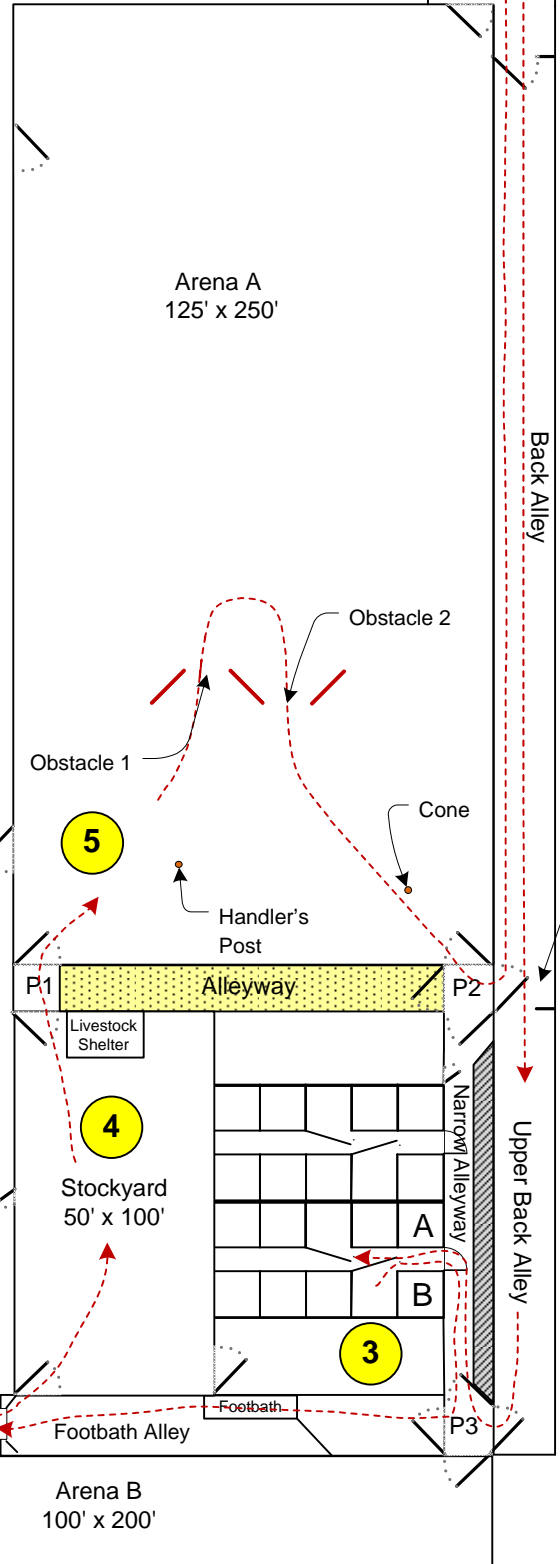
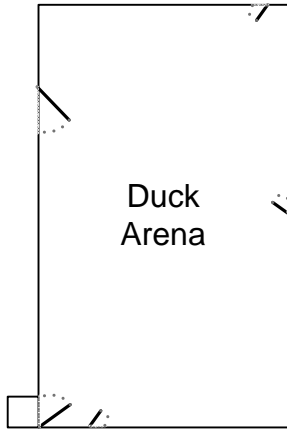
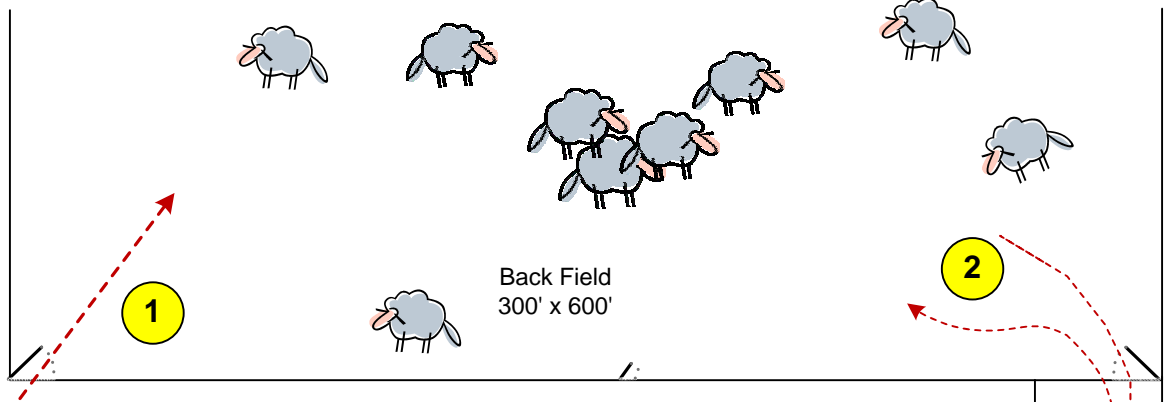
HRD I - Handler may take any position.

HRD II - Handler must remain at the Handler's Post until the stock clear obstacle #1.

HRD III - Handler must remain at the Handler's Post until the stock reach the cone near pen #2.

6. SORT AND PEN - 20 pts.: All levels: Return to the Upper Back Alley. Gate sort sheep into 5 groups of 5 sheep, penning groups in separate empty pens in aisle A/B. Handler may use any gate or combination of gates, between the Upper Back Alley and pens, to sort sheep. Exercise ends when last pen gate is closed.

Time stops when **ALL** gates have been restored to their original/starting position.



AHBA
Ranch Large Flock Trial
April 18-19, 2008

Pen alleyways are 6' wide, all other alleyways are a minimum of 12'.

All stockyard pens are 12' x 12' sq.

Stock trailer is 16' long.