



PACKLEADER FARM

Presents the

2015 Kelpie Round-Up

July 17th, 18th & 19th, 2015

(Open to All Breeds, Kelpie entries have preference until 6-1-15)

AHBA Sanctioned Event:

Herding Ranch Dog (HRD)

HRD Limits per day: sheep (25 runs) and cattle (15 runs)

Different course each day

Herding Trial Arena Dog (HTAD) sheep and ducks

HTAD Sheep Course #5 (Friday & Sunday) Gather/Ribbon Pull

HTAD Sheep Course #3 (Saturday) Take Pen/Gate Sort

HTAD Ducks Course #2 Gather/Gate Sort (Fri), Take Pen/Shed (Sat) Gather/Gate Sort (Sun)

Herding Trial Dog (HTD) sheep and ducks

HTD Sheep (Friday & Sunday) Ribbon Pull (Saturday) Shed

HTD Duck (Friday & Sunday) Shed (Saturday) Duck Touch

Junior Herd Dog (JHD)

Judges:

Lynn Leach

(BC, Canada)

Kelly Orr


(New Plymouth, ID)

Craig Watson

(Shelton, WA)

Overflow Judge: Barbara Davenport

Location: PackLeader Farm, Gig Harbor, WA



Day of Entries taken at 7:00 AM (if there are still openings)

Handlers' Meeting/Trial starts 7:30 AM

Opening Date: March 1st, 2015

Location and Directions

14401 Crews Road KPN, Gig Harbor, WA 98329 Home: 253-884-5959 **Cell: 253-732-5959**

Use directions below - MapQuest will get you close, and then get you lost.

- Hwy 16, Exit for Purdy/Key Center/Shelton, Hwy 302 W.
- Travel into Purdy, Turn left at the signal following sign for Hwy 302 W (Shelton/Key Center)
- Cross Wauna Bridge, travel 5.1 miles
- Turn RIGHT onto Hwy 302 W, Elgin Clifton Rd KPN, toward Shelton/Allyn (There are clearly marked signs leading to Hwy 302 W)
- Travel 1.2 miles, turn RIGHT onto 150th
- Travel .1 miles (end of chain link fence) turn LEFT onto 1st road into Rocky Creek Conservation Area
- Follow road approximately .8 mile through park, to PackLeader's green farm gate, follow road past two-story house (white w/green trim) to parking lot at the top of the driveway.

➤ **Motels & Camping**

****Westwynd Motel** **6703 144th St. NW, Gig Harbor, 98332** **(800) 468-9963**

***incredibly dog-friendly and very accommodating*

Best Western Wesley Inn 6575 Kimball Drive, Gig Harbor, 98335 (888) 462-0002

The INN at Gig Harbor 3211 56th St. N.W., Gig Harbor. 98335 (800) 795-9980

Gig Harbor RV Resort 9515 Burnham Drive NW, Gig Harbor, 98332 (800) 526-8311

PackLeader Farm Camping and/or RVs may park on site, no hookups

➤ **Food – Karen's Kitchen – Friday, Saturday and Sunday**

Lunch is available on-site for \$9.00 per person.

Food – BBQ – Join us for an amazing BBQ on-site at PackLeader Farm Saturday Night \$15.00

➤ **Information and Entry Forms: Ashley 253-905-7695 wright_ashley@hotmail.com**

Barbara 253-732-5959 k9sayno@aol.com

➤ **Entries – Opening Date: March 1st, 2015**

Pre-entries must arrive no later than July 1st, 2015.

Kelpie preference until 6-1-15. Other breeds date stamped upon arrival, entered chronologically.

Make money orders or checks payable to PackLeader Farm. **All payments in US dollars.**

Mail to: Kelpie Round-Up, c/o Ashley Wright 7418 Portland Ave, Tacoma, WA 98404

(Questions? Email: wright_ashley@hotmail.com or k9sayno@aol.com)

➤ **Entry Fees**

HRD Cattle	Before/on 7-1-15:	\$55.00	<i>After 7-1-15:</i>	<i>\$60.00</i>
------------	-------------------	---------	-----------------------------	-----------------------

HRD Sheep	Before/on 7-1-15:	\$45.00	<i>After 7-1-15:</i>	<i>\$50.00</i>
-----------	-------------------	---------	-----------------------------	-----------------------

HTD/HTAD Sheep	Before/on 7-1-15:	\$40.00	<i>After 7-1-15:</i>	<i>\$45.00</i>
----------------	-------------------	---------	-----------------------------	-----------------------

HTD/HTAD Ducks	Before/on 7-1-15:	\$35.00	<i>After 7-1-15:</i>	<i>\$40.00</i>
----------------	-------------------	---------	-----------------------------	-----------------------

JHD Sheep	Before/on 7-1-15:	\$30.00	<i>After 7-1-15:</i>	<i>\$35.00</i>
-----------	-------------------	---------	-----------------------------	-----------------------

Day of Entries (if runs are still available) accepted prior to the start of class beginning at 7AM.

Refunds available until July 1st, 2015. Refunds available after July 1st, if we can fill from a wait list.

➤ **HRD Judges are Lynn Leach (HRDs #1/HRDc #2) and Kelly Orr (HRDc #1/HRDs #2)****Date**

July 17 Lynn Leach, Kelly Orr, Barbara Davenport

July 18 Lynn Leach, Kelly Orr, Barbara Davenport

July 19 Lynn Leach, Kelly Orr, Craig Watson, Barbara Davenport

➤ **Limits 40 runs per judge, HRD sheep limited to 25 runs & HRD cattle to 15 per day**

➤ **Awards: Rosettes** 1st – 4th place each day (open to all breeds)

HIT/RHIT each day – Cabela's Gift Cards presented by PackLeader Farm

Kelpie - High Combined HRD (top 3 HRD scores for the weekend) –
Belt Buckle presented by PackLeader Farm

Kelpie - High Combined HTD/HTAD for the weekend (top 2 scores each day from HTD/HTAD) –
Handmade Braided Slip Lead (Maury Crites, Amarak Leather) presented by PackLeader Farm

Other Breed - High Combined (top 2 scores each day, any course/stock for the weekend) –
Belt Buckle presented by Toni Crites, Dreamcatcher Kennel

Available to all Breeds

High Combined Started Dog (Single highest score per day, any course/stock for the weekend) –
Embroidered Zippered Case with Kelpie Round-Up Logo, made and presented by Pamela Frost,
Frost-King Rottweilers

High Combined Intermediate Dog (Single highest score per day, any course/stock for the weekend) –
Embroidered Zippered Case with Kelpie Round-Up Logo, made and presented by
Pamela Frost, Frost-King Rottweilers

High Combined Advanced Dog (Single highest score per day, any course/stock for the weekend) –
Embroidered Zippered Case with Kelpie Round-Up Logo, made and presented by Pamela Frost,
Frost-King Rottweilers

2013 Kelpie Round-Up Belt Buckle won by **Ashley Wright and her Kelpie, "McGee"**

2014 Kelpie Round-Up Belt Buckle won by **Barbara Davenport and her Kelpie, "Tori"**

2014 Other Breed Kelpie Round-Up Belt Buckle won by **Kelly Kelly and her Border Collie, "Kate"**

Buckle design by Kathy Green. Buckle crafted by Wages Silversmiths.



Mark your calendars for the 2016 Kelpie Round-up!
July 15/16/17, 2016

Please fill out one entry form, per dog

Entry Number: _____

Kelpie Preference through June 1st, 2015

Breed: _____ Reg. #: _____ Registry: _____

Reg. Name: _____

Call Name: _____ Sex: _____ DOB: _____

Sire: _____

Dam: _____

Breeder: _____

Owner: _____

Address: _____

City: _____ State: _____ Zip: _____

Phone: _____ E-mail: _____

Name of handler if other than owner: _____

Closing Date is 7/01/2014. My entry will arrive - **Before/On 7/01/2014** **After 7/01/2014**
(Entry fees increase by \$5 each after closing. Lunch & BBQ prices increase by \$3.)

Indicate the Class(es) you are entering

Course	Level			Fri	Sat	Sun	Totals
	I	II	III				
HRD - Cattle					N/A		\$55.00
HRD - Sheep				N/A			\$45.00
HTD - Sheep							\$40.00
HTD - Ducks							\$35.00
HTAD - Sheep							\$40.00
HTAD - Ducks							\$35.00
JHD	-----						\$30.00
Lunch	Per day						\$9.00
Barbeque	7-18-15						\$15.00
Grand Total							

In consideration for participation in this event, I agree to assume all responsibility for any claim, loss or damage, of whatever kind or nature, whether to person or property, which may be caused at or near this event, either directly or indirectly, by me or the dog(s) I have entered in or brought to this event. I further agree that I will hold AHBA, PackLeader Farm, Barbara Davenport and/or Steve Weigley harmless and defend them from any and all liability for any injury, claimed damage or loss, of whatever kind or nature, whether to person or property, caused at or near this event whether directly or indirectly, by or to me or any dog(s) I have entered in or brought to this event. I agree to indemnify AHBA, PackLeader Farm, Barbara Davenport and/or Steve Weigley for any loss, cost or expense including attorney fee and cost to which AHBA, PackLeader Farm, Barbara Davenport and/or Steve Weigley might be subject to as a result of any claim, suit, loss or damage caused in any way by any act or negligence on my part or on the part of any dog(s) I have entered in or brought to the event. I acknowledge that while the AHBA may provide sanctioning for this event with regard to the issuing of titles, it does not have and does not exercise control over the conduct of the event or those present. I certify and represent that the dog(s) I have entered in or brought to this event is (are) not a hazard to other dogs, other animals, or to people.

Signature of owner / agent

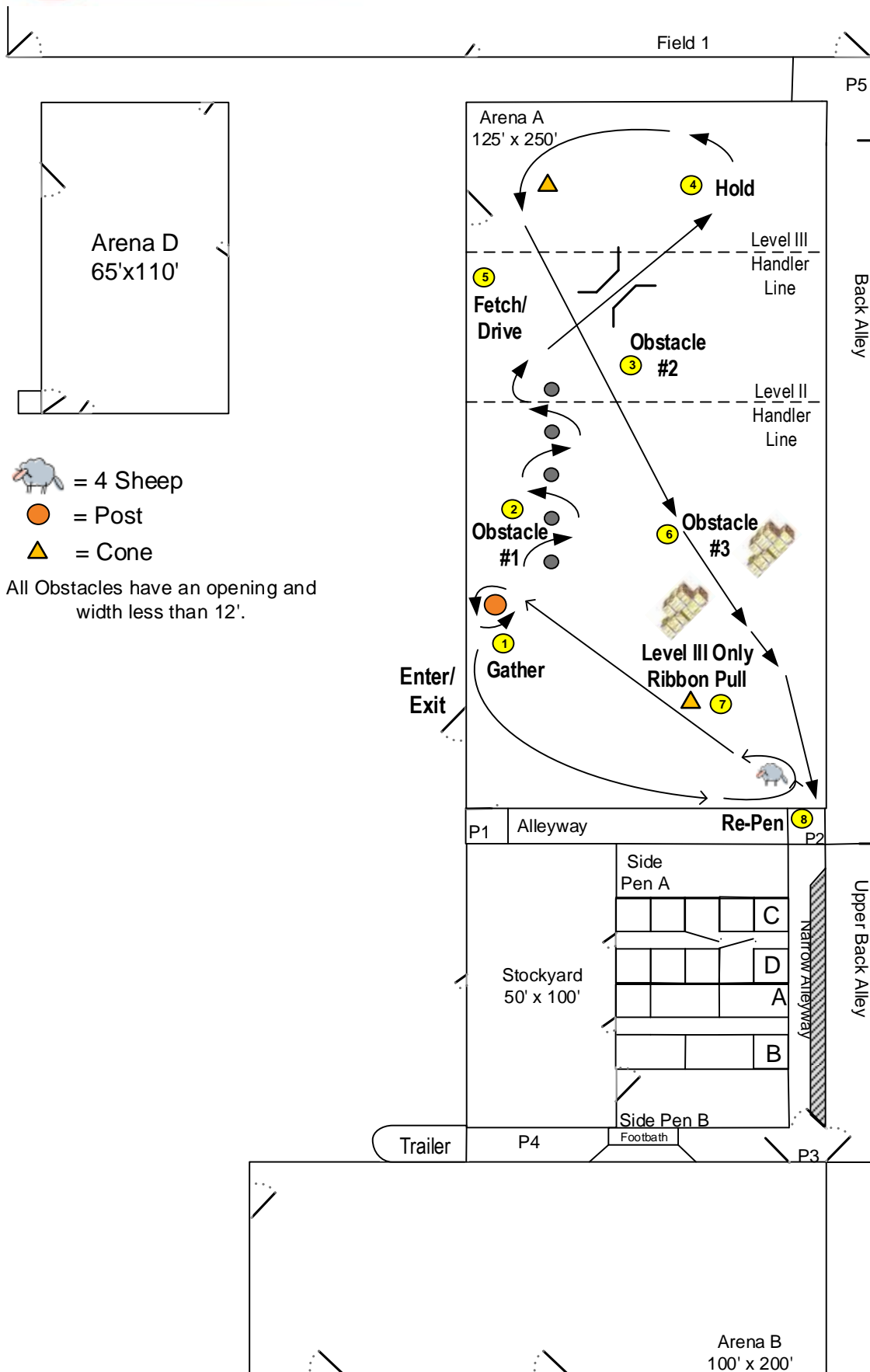
Date

JULY 17th & 19th, 2015 – AHBA HTAD (course #5) - SHEEP**GENERAL RULES:**

- Time 10 minutes for HTADI & II, 12 minutes for HTAD III.
 - Tie breakers, in order, will be: Exercise 2 “Obstacle #1”, Exercise 6 Obstacle #3”, Time.
1. **GATHER – 10 pts.:** Exercise begins when dog is sent to gather sheep. Team will proceed to the position for their level. Gather the sheep and move them counterclockwise around Handler’s Post. Exercise ends when sheep have moved counterclockwise around Handler’s Post.
 - **HTADI** Dog may be positioned half way to sheep, Handler may move to within 15 feet of stock.
 - **HTADII** Dog will be positioned at the Handler’s Post, Handler may move up half way to stock.
 - **HTADIII** Dog and Handler will be positioned at the Handler’s Post.
 2. **OBSTACLE #1 – 15 pts.:** Exercise begins when sheep have moved counterclockwise around Handler’s Post. Team shall move sheep to Obstacle #1. Sheep shall enter the 1st weave pole from a clockwise direction as indicated on the course diagram. Continue through the remaining weave poles. The team **MUST** move the sheep through the Weave Poles in the correct pattern. Exercise ends when sheep clear the plane of the last weave pole in the correct direction.
 - **HTADI** Handler may move anywhere, including between Weave Poles.
 - **HTADII & III** Handler **may** move along the length of the Weave Poles, but **may not** go between Weave Poles.
 3. **OBSTACLE #2 – 15 pts.:** Exercise begins when sheep clear the plane of the last weave pole in the correct direction. Move sheep through Obstacle #2. Exercise ends when all sheep have cleared the plane of Obstacle #2.
 4. **HOLD – 10 pts.:** Exercise begins when all sheep have cleared the plane of Obstacle #2. Handler and Dog team shall hold the sheep in the open. Judge shall indicate when the Hold has been accomplished. Exercise ends when judge indicates the Hold.
 5. **FETCH/DRIVE – 15 pts.:** Exercise begins when the judge indicates the Hold. Team shall move sheep counterclockwise around Cone, and then fetch/drive sheep toward Obstacle #3. Exercise ends when sheep are within 15 feet of Obstacle #3.
 - **HTADI** Handler may move anywhere.
 - **HTADII** Handler may move anywhere up to the Level II Handler Line.
 - **HTADIII** Handler may move anywhere up to the Level III Handler Line.
 6. **OBSTACLE #3 – 15 pts.:** Exercise begins when sheep are within 10 feet of Obstacle #3. Team shall move sheep through Obstacle #3. All handlers may take any position in relationship to the sheep but must not walk through Obstacle #3. Exercise ends when sheep have cleared the plane of Obstacle #3.
 7. **RIBBON PULL – HTADIII ONLY- 10 pts.:** Exercise begins when the sheep have cleared the plane of Obstacle #3. Near the designated Cone, the dog should independently hold sheep to handler enabling the handler to pull the ribbon off the designated sheep. Exercise ends when ribbon has been removed from designated sheep.
 8. **REPEN – 10 pts.:** Level I & II exercise begins when sheep have cleared the plane of Obstacle #3. Level III exercise begins when ribbon has been removed from designated sheep. Move sheep to P2, hold stock off gate, and re-pen. Exercise ends when the gate to P2 is closed.



2015 Kelpie Round-Up
AHBA HTAD – SHEEP Course #5



JULY 17th, 2015 – AHBA HRD - CATTLE Course #1**GENERAL RULES:**

- Time 30 minutes.
- In all elements, quiet efficient stock work is essential.
- All elements must be attempted prior to moving on.
- All gates may be open/closed or pre-set at the Handler's discretion to increase safety.
- Time will not end until all gates have been restored to their original/starting position.
- Tie breakers, in order, will be: Exercise 1 "Take Pen", Exercise 5 "Narrow Alley", Time.

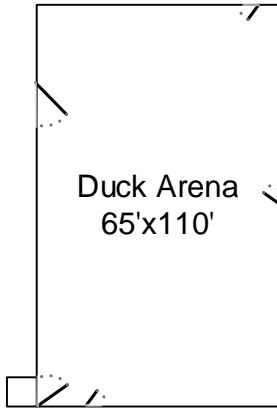
STARTING SET- UP:

- All gates must be returned to the starting positions.
 - 5 cows in Side Pen B, 4 sets of 5 cows in Pens in reserve resting (stock handler will advance these groups in rotation).
1. **TAKE PEN – 15 pts.:** Exercise begins when the gate to Side Pen B is opened. Remove 5 cows from Side Pen B, move them through P3 into the Upper Back Alley, and progress to the Midway Gate. Exercise ends when the cows have cleared the Midway Gate.
 2. **FETCH/DRIVE – 20 pts.:** Exercise begins when the cows have cleared the Midway Gate. Fetch/Drive cows up the Back Alley to the designated location appropriate to team's level. When cows arrive at designated location, handler will call off dog. Stock handler will advance cows into Arena A. Exercise ends when both dog and handler are in Arena A.
 - **HRDI** Handler may move anywhere. Move cows to designated cone half way down Back Alley.
 - **HRDII** Handler remains anywhere behind the Level II Handler's line while dog moves cows down Back Alley into P5.
 - **HRDIII** Handler remains anywhere behind the Level III Handler's line, while dog moves cows down Back Alley into P5.
 3. **GATHER – 15 pts.:** Exercise begins when both dog and handler are in Arena A. Team will proceed to the position for their level. At the Handler's signal, a stock handler will move the cows from P5 and set them out in Arena A. Dog shall be sent to gather cows and bring them through Obstacle #1. Exercise ends when cows break the plane of Obstacle #1.
 - **HRDI** Dog is left at the Halfway Marker, Handler may move within 15 feet of stock.
 - **HRDII** Dog must begin at Handler's Post, while Handler remains anywhere behind the Level II Handler's line.
 - **HRDIII** Team begins at Handler's Post. Once dog is sent, Handler may move anywhere behind Level III Handler's line.
 4. **OBSTACLE #2 – HRDI & II: 15 pts., HRDIII: 20pts.:** Exercise begins when cows clear the plane of Obstacle #1. Proceed from Obstacle #1 and move cows through Obstacle #2. Move cows to P2. Exercise ends when the gate between Arena A and P2 is opened.
 - **HRDI & II** Handler may move anywhere, and should move cows in a single group.
 - **HRDIII** In the open, split cows into two groups of 2 and 3. Move either group of cows thru Obstacle #2. Once the chosen group of cows has cleared the plane of Obstacle #2, recombine the cows into a single group. Move cows to P2.
 5. **NARROW ALLEY – 10 pts.:** Exercise begins when the gate between Arena A and P2 is opened. Move the cows up the Narrow Alleyway towards P3, through P3 into Footbath Alley. Exercise ends when the cows are in Footbath Alley and gate between the Narrow Alley and P3 is closed.
 6. **PASS THRU & RE-PEN – HRDI & II: 15 pts., HRDIII: 20 pts.:** Exercise begins when the gate between the Narrow Alley and P3 is closed. Handler and dog must pass through P3 and Footbath Alley, without disturbing the stock, to the gate between Footbath Alley and P4. Open P4 gate and Re-pen cows. Level I/II exercise ends when gate between Footbath Alley and P4 is closed on penned cows. Level III exercise ends when trailer gate is closed on penned cows.
 - **HRDI & II** Re-pen cows in P4.
 - **HRDIII** Re-pen cows in Trailer.

Time stops when **ALL** gates have been restored to their original/starting position.



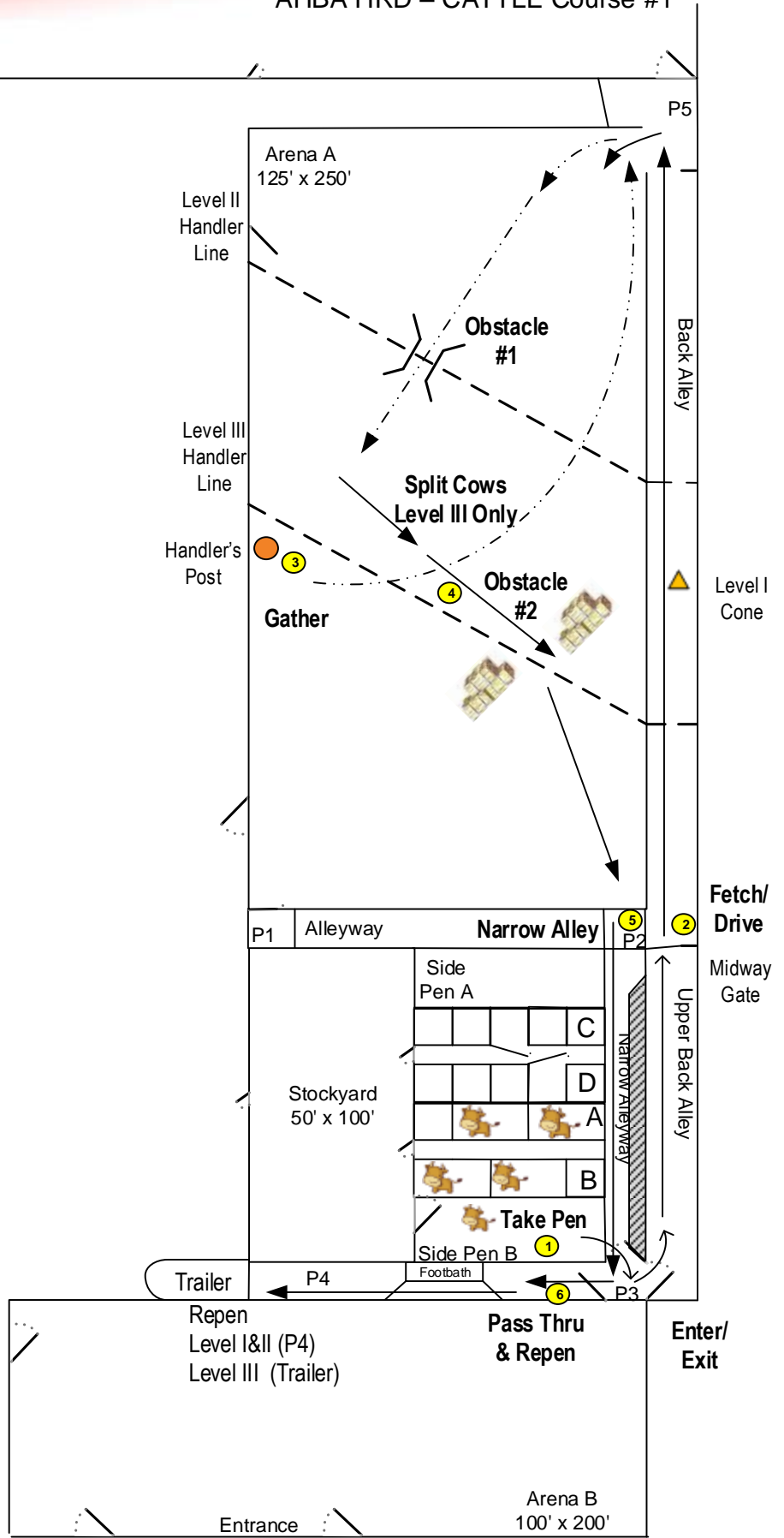
2015 Kelpie Round-Up
AHBA HRD – CATTLE Course #1



- = 5 COWS
- = Post
- = Cone

Pen alleyways are 6' wide, all other alleyways are a minimum of 12'.

Cattle stockyard pens are 24' x 12' sq.
Side Pen Is 18' x 60'



JULY 18th, 2015 – AHBA HRD - SHEEP Course #1

GENERAL RULES:

- Time 20 minutes.
- In all elements, quiet efficient stock work is essential.
- Tie breakers, in order, will be: Exercise 5 “Sort”, Exercise 6 “Re-pen”, Time.

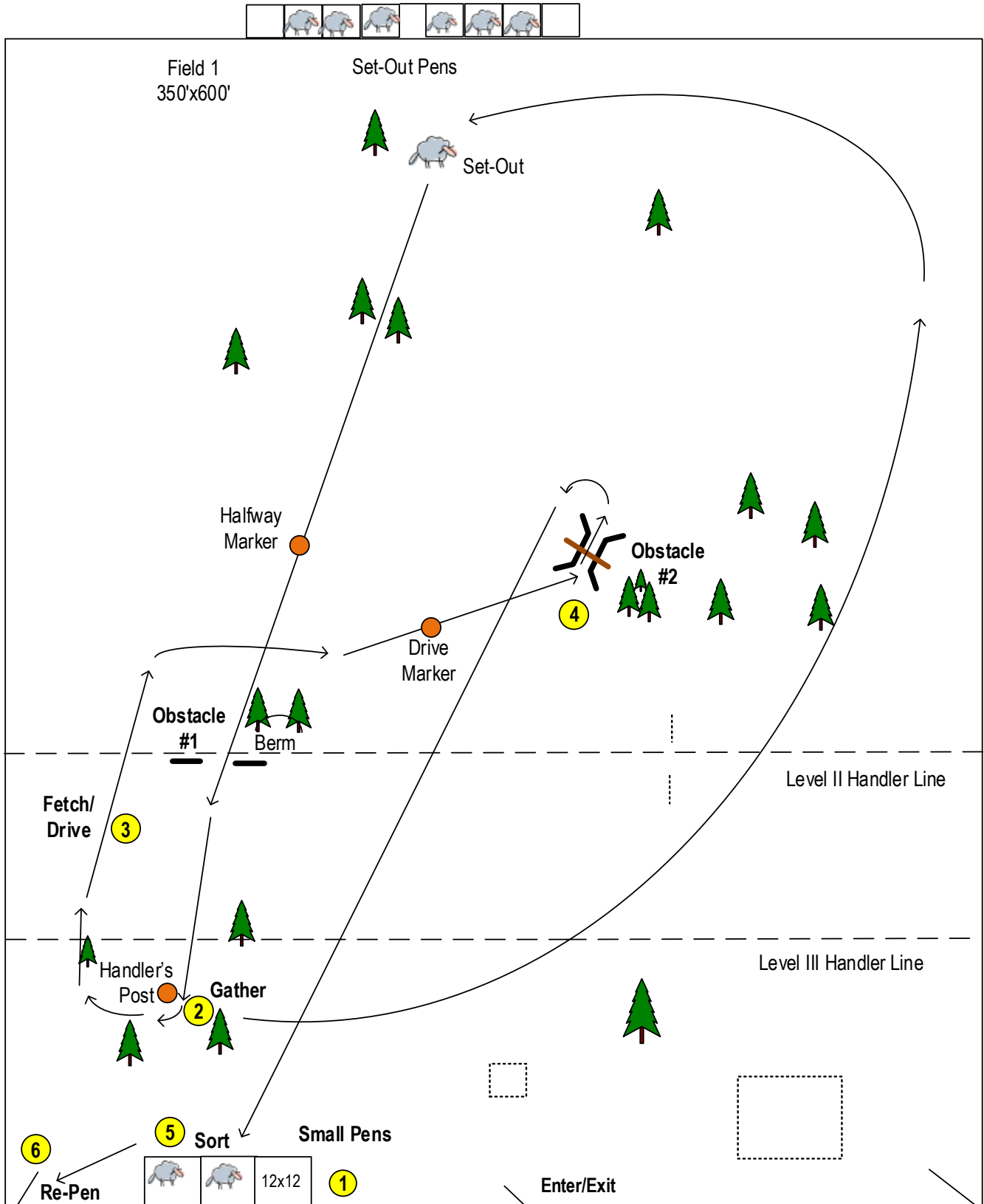
STARTING SET- UP:

- All gates are closed at the start of each run.
 - There will be a stock handler and dog at the set-out.
 - 5 sheep at the Set-Out. 5 sheep in Small Pens (3 sheep in one pen, 2 sheep in a second pen, 1 pen empty). Additional sets of sheep in Set-Out Pens
1. **SMALL PENS – 10 pts:** Exercise begins when the first Small Pen is opened. Combine the sheep from two pens into one pen. Exercise ends when all sheep are combined into one pen and the gate is closed.
 2. **GATHER – HRDI & II: 20 pts, HRDIII: 25 pts.:** Exercise begins when sheep are combined and gate to Small Pen closed. Team will proceed to the position for their level. Send dog to gather (5) sheep. Fetch sheep through Obstacle #1 and counter clockwise around the post. Exercise ends when the sheep pass behind the Handler's Post.
 - **HRDI** Dog is left at the Halfway Marker, Handler may move within 15 feet of sheep
 - **HRDII** Dog is left at the Handler's Post, Handler may move up to the Halfway Marker.
 - **HRDIII** Team begins at the Handler's Post, where the Handler remains until the dog is sent. Once the dog is sent, the handler may move anywhere behind the Level III Handler's Line.
 3. **FETCH/DRIVE – HRDI & II: 20 pts, HRDIII: 25 pts:** Exercise begins when sheep pass behind the Handler's Post. Fetch/Drive the sheep clockwise around the small hill to the Drive Marker. Exercise ends when sheep pass the Drive Marker.
 - **HRDI** Handler may move anywhere
 - **HRDII** Handler may move anywhere up to the level II handler's line
 - **HRDIII** Handler may move anywhere up to the level III handler's line
 4. **OBSTACLE #2 – 15 pts:** Exercise begins when sheep pass the Drive Marker. All Handlers may move anywhere. Fetch/Drive sheep through Obstacle #2, turn left and back towards Small Pens. Exercise ends when the sheep cross the Level III Handler's Line.
 5. **SORT – 15 pts:** Exercise begins when the sheep cross the Level III Handler's Line. Move sheep toward the Small Pens. Sort 2 sheep into one Small Pen and sort 3 sheep into second Small Pen. Exercise ends when sheep are penned.
 - **HRDI/II** Sort any 3 sheep into one Small Pen and other 2 sheep into second Small Pen.
 - **HRDIII** Sort 2 adult sheep (chain collars) and 3 lambs (no chains) into 2 separate pens.
 6. **RE-PEN – 10 pts:** Exercise begins when all sheep are sorted and penned. Remove (5) sheep from third pen. Move sheep to Re-Pen gate, hold sheep off gate and pen sheep. Exercise ends when the sheep are penned and the Re-Pen Gate is closed.

Time stops when ALL gates have been restored to their original/starting position.



2015 Kelpie Round-Up AHBA HRD – Sheep Course #1



JULY19, 2015 – AHBA HRD - SHEEP Course #2**GENERAL RULES:**

- Time 25 minutes.
- In all elements, quiet efficient stock work is essential.
- All elements must be attempted prior to moving on.
- All gates may be open/closed or pre-set at the Handler's discretion to increase safety.
- Time will not end until all gates have been restored to their original/starting position.
- Tie breakers, in order, will be: Exercise 2 "Squeeze Chute/Sort", Exercise 7 "Footbath & Re-Pen", Time.

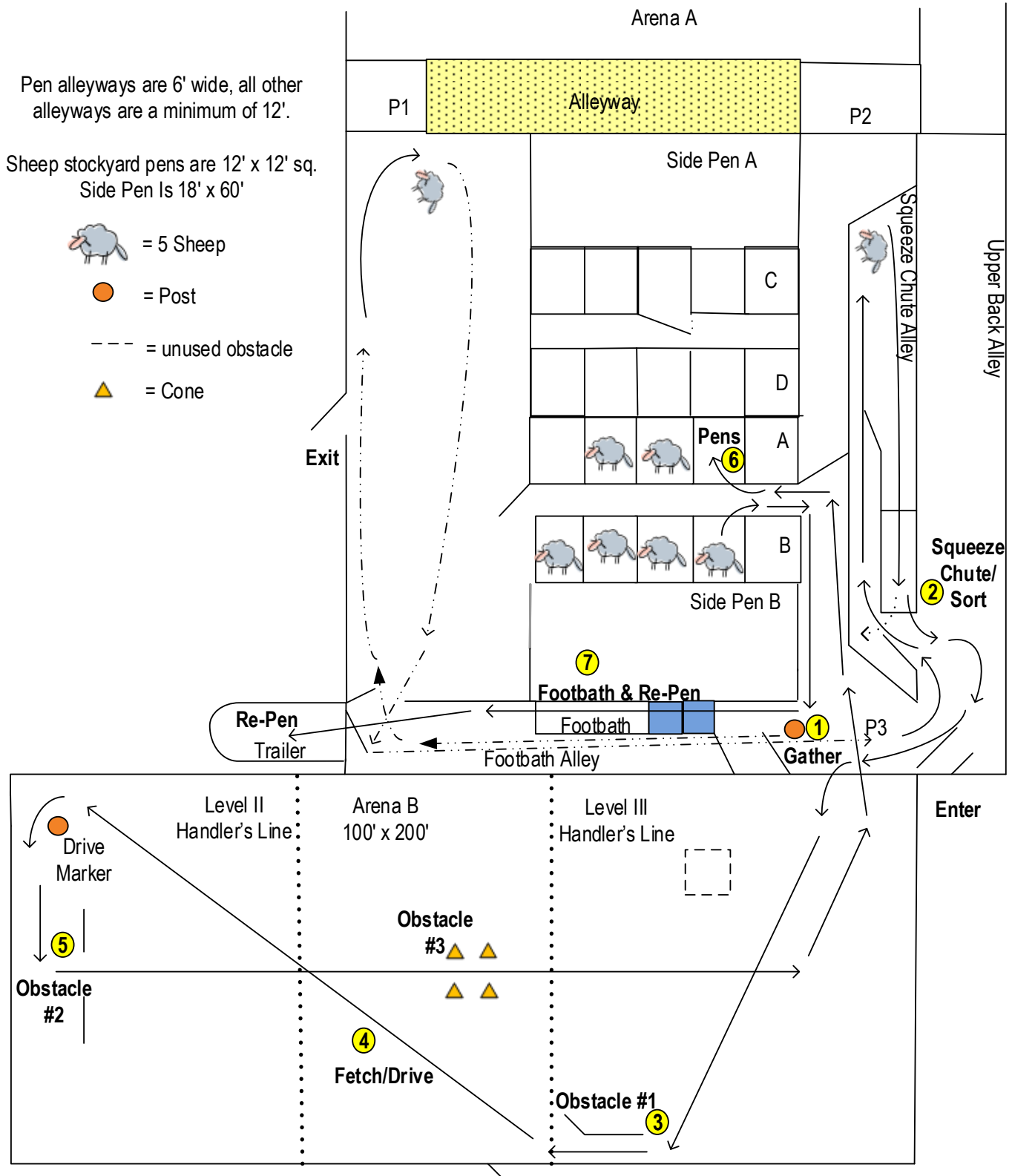
STARTING SET- UP:

- 5 sheep in Squeeze Chute Alley, 5 sheep in Stock Yard, 6 sets of sheep in A/B Pens in reserve (stock handler will reset course by moving sheep from trailer to stockyard).
1. **GATHER – HRDI/II: 10 pts, HRDIII: 15 pts.:** Team will proceed to the position for their level. Time starts when dog is sent to gather sheep out of the Stockyard. Exercise ends when sheep and handler reach Handler's Post.
 - **HRDI** Dog starts just inside the gate between the Footbath Alley and the Stockyard, Handler may move within 15 feet of sheep.
 - **HRDII** Dog starts at Handler's Post, Handler may move up to the gate between the Footbath Alley and Stockyard.
 - **HRDIII** Dog and Handler start at the Handler's Post
 2. **SQUEEZE CHUTE/SORT – 15 pts.:** Exercise begins when sheep and Handler reach Handler's Post. Move sheep through P3 into Upper Back Alley. Using 4 foot gate move sheep (note collar color) into Squeeze Chute Alley and combine with sheep (note collar color) already in alley. Using the Squeeze Chute, sort sheep. The sheep from the Stockyard must be sorted back into the Squeeze Chute Alley. The sheep from the Squeeze Chute Alley must be sorted into the Upper Back Alley. Sort must be accomplished correctly before moving on. Take sheep from Upper Back Alley and move through P3 into Arena B. Exercise ends when gate between P3 and Arena B is closed.
 3. **OBSTACLE #1 – 10 pts.:** Exercise begins when gate between P3 and Arena B is closed. Move sheep through obstacle #1. Exercise ends when sheep clear the plane of Obstacle #1.
 - **HRDI** Handler may move anywhere, but should not enter obstacle.
 - **HRDII & III** Handler must remain at the mouth of the obstacle until sheep clear the plane.
 4. **FETCH/DRIVE – HRDI & II: 10 pts, HRDIII: 15 pts.:** Exercise begins when the sheep clear the plane of Obstacle #1. Fetch/Drive sheep across arena to Drive Marker. Exercise ends when sheep arrive at Drive Marker.
 - **HRDI** Handler may move anywhere
 - **HRDII** Handler remains behind the Level II Handler's line until sheep arrive at Drive Marker.
 - **HRDIII** Handler remains behind the Level III Handler's line until sheep arrive at Drive Marker.
 5. **OBSTACLES #2 & #3 – 15 pts.:** Exercise begins when the sheep arrive at Drive Marker. Move sheep counterclockwise around Drive Marker, along fence, and through Obstacle #2. Move sheep up to Obstacle #3. Stop and Hold sheep inside the 4 cones. Judge will call a Hold. Move sheep into P3. Handler and dog remain in Arena B while the gate to P3 is briefly closed. Exercise ends when sheep are penned in P3 with handler and dog in Arena B.
 - **HRDI** Handler may move anywhere, including inside obstacle #3.
 - **HRDII & III** Handler may move anywhere except they may not enter Obstacle #3.
 6. **PENS – 10 pts.:** Exercise begins when gate to P3 is re-opened. Pass through P3 without disturbing stock. Move sheep into empty pen in Alley A/B. Take a set of sheep out of designated pen in Alley A/B and move to P3. Exercise ends when sheep are penned in P3.
 7. **FOOTBATH & RE-PEN – 20 pts.:** Exercise begins when sheep are penned in P3. Move sheep from P3 into Footbath Alley. Move sheep through Footbath and re-pen in Trailer. Exercise ends when all sheep are penned in Trailer and door is shut.

Time stops when ALL gates have been restored to their original/starting position.



2015 Kelpie Round-Up
AHBA HRD – SHEEP Course #2



JULY 19th, 2014 – AHBA HRD - CATTLE Course #2

GENERAL RULES:

- Time 30 minutes.
- In all elements, quiet efficient stock work is essential.
- All elements must be attempted prior to moving on.
- All gates may be open/closed or pre-set at the Handler's discretion to increase safety.
- Time will not end until all gates have been restored to their original/starting position.
- Tie breakers, in order, will be: Exercise 6 "Open Movement", Exercise 5 "Take Pen & Obstacle #2", Time.

STARTING SET- UP:

- All gates must be returned to the starting positions.
 - 5 at the Set-Out Point in Field 3, 5 cows in the Take-Pen, 5 cows in Pens, and 2 groups of cows in reserve resting (stock handler will advance these groups in rotation).
1. **GATHER – 20 pts.:** Exercise begins when the gate to Field 3 is opened. Team will proceed to the position for their level. Gather (5) cows and move cows from Field 3 into Field 2. Exercise ends when the cows enter Field 2.
 - **HRDI** Dog is left behind the Level II Handler's line, Handler may move within 15 feet of cows
 - **HRDII** Dog is left behind the Level III Handler's line, Handler may move up to the Level II Handler's line.
 - **HRDIII** Team begins from behind the Level III Handler's line, where the Handler remains until the cows cross the Level III Handler's line.
 2. **OBSTACLE #1 – 15 pts.:** Exercise begins when the cows enter Field 2. Move cows through Obstacle #1. Exercise ends when the cows have cleared the plane of Obstacle #1.
 3. **PEN – 10 pts.:** Exercise begins when the cows have cleared the plane of Obstacle #1. Move cows to the Round Pen and pen. Exercise ends when the cows are penned and the Round Pen gate is closed.
 4. **HRDIII ONLY: SORT – 10 pts.:** Exercise begins when the cows are penned and the Round Pen gate is closed. Sort 2 cows and release into Holding Pen leaving 3 cows in the Round Pen. Exercise ends when the team leaves the Round Pen and the gate is closed.
 5. **TAKE PEN & OBSTACLE #2 – 15 pts.:** Exercise begins when the Round Pen gate is closed. Proceed to the Take Pen and remove (5) cows. Move cows into Arena C, through Obstacle #2 and into Field 2. Exercise ends when the cows enter Field 2.
 6. **OPEN MOVEMENT – 10 pts.:** Exercise ends when the cows enter Field 2. Move the cows across Field 2 and into Field 3. Exercise ends when the cows enter Field 3.
 7. **FETCH/DRIVE – 20 pts.:** Exercise begins when the cows enter Field 3. Fetch/Drive the cows to the designated Set-Out point. Exercise ends when the cows reach the designated Set-Out point.
 - **HRDI** Handler may move anywhere
 - **HRDII** Handler remains behind the Level II Handler's line.
 - **HRDIII** Handler remains behind the Level III Handler's line.

Time stops when ALL gates have been restored to their original/starting position.



2015 Kelpie Round-Up
AHBA HRD – CATTLE Course #2

