

St. Paddy's Day



AHBA Herding Ranch Dog Trials (HRD)

PackLeader Farm

March 16, 2012

14401 Crews Road KPN
Gig Harbor, WA 98329

Judge: Tannis Witherspoon

Fido's Farm

March 17, 2012

9829 Evergreen Valley Rd
Olympia, WA 98513

Judge: Suzanne Schwab

Frog's Breath Farm

March 18, 2012

119 Reinseth Road
Winlock, WA 98596

Judge: Ron Fischer

2012 AHBA Trial Schedule:

Valentine's Day February 10, 11 & 12	St. Patrick's Day March 16, 17 & 18	Halloween October 26, 27 & 28	Thanksgiving November 16, 17 & 18
---	--	----------------------------------	--------------------------------------

Food

Lunch will be provided to each contestant with their entry. Please let us know if you have a guest with you for lunch. We need to plan accordingly and the charge will be \$7.00.

Information and Entry Forms:

Barbara (253) 732-5959
k9sayno@aol.com

Chris e-mail only
fidofarm@fidofarm.com

Elsie (360) 785-0831
elrhodes2@msn.com

Classes

Ranch Dog Trial classes offered: HRD I, HRD II, HRD III

Entry Fees & Entries

Pre-entries received on or prior to 3/9/2012

Ranch Dog Trial per run, per day..... \$55.00

Post Entries (received on or following 3/10/12 - if runs are still available)..... \$60.00

Dogs entered in all three trials have run priority until 3/2/12.

Send pre-entries and make money orders or checks payable to:
Elsie Rhodes, 119 Reinseth Rd. Winlock, WA 98596-9326

Trial - 25 runs per day

Dogs entered in all three trials have priority over single day entries until 3/2/12

Awards

Rosettes.....1st - 4th place

Each Day: Reserve High in Trial, High in Trial
High Combined for the Rally

Rally Awards and Rules

No entry fee!

1st place \$165.00

2nd place \$110.00

3rd place \$55.00

Contestants must be entered in all three trials to be eligible. A special entry deadline (on or before 3/2/11) has been made to accommodate contestants wishing to be eligible to earn points in the Rally portion of this event.

As contestants travel from one location to the other, and while they are trialing, there will be articles, things to do and other assorted things that will earn points. They may be as random as the color of your car or something you must find and hand to the Rally coordinator, Elsie Rhodes, to receive credit. Points will be tallied each day. The prize money will be awarded on Sunday following class awards.

PackLeader Farm: Telephone 253-884-5959 Address: 14401 Crews Road KPN, Gig Harbor, WA 98329

- **Hwy 16, Exit for Purdy/Key Center//Shelton, Hwy 302 W.**
- **Travel into Purdy, turn west at the light onto**
- Gig Harbor-Longbranch Hwy, go over the Wauna Bridge, travel 5.1 miles, turn RIGHT onto
- (There are clearly marked signs leading to HYW 302 W.)
- Hwy 302 W, Elgin Clifton Rd KPN, toward Shelton/Allyn, travel 1.2 miles, turn RIGHT onto
- 150th, travel .1 miles (end of chain link fence) turn LEFT onto 1st road into,
- Rocky Creek Conservation Area. Follow road approximately .8 mile through park.
- This road takes you through PackLeader's green farm gate.
- House is a two-story white w/green trim.

Motels & Camping

Best Western Wesley Inn	6575 Kimball Drive, Gig Harbor (Purdy)	(800) 462-0002
The Inn at Gig Harbor	3211 56 th St. N.W., Gig Harbor	(800) 795-9980
Westwynd Motel – Apartments	6703 - 144 th St. NW., Gig Harbor	(800) 468-9963
Gig Harbor RV Resort	9515 Burnham Drive. NW, Gig Harbor	(800) 526-8311

RVs may park on site, no hookups

Fido's Farm: Telephone: 360 866-8347 Address: 9829 Evergreen Valley Road, Olympia, WA 98513

From Tacoma and Seattle:

- Interstate 5 to Exit 116, Mounts Road/Old Nisqually, at end of ramp turn LEFT onto
- Nisqually Rd (Old Pacific HWY) stay on it until it ends, turn LEFT onto
- Hwy 510 (St. Clair Cut-Off Rd SE), travel 1/4 mile, turn RIGHT onto
- Meridian, travel South several miles through the stop sign at Yelm HWY,
- Continue on Meridian through a left turn and a right turn,
- When you see the 20 mph turn LEFT onto
- Evergreen Valley Rd, travel approximately 1/3 mile, Fido's Farm is on the RIGHT.

From Portland:

- Interstate 5 Exit 101 Tumwater Blvd, turn east, RIGHT onto
- Tumwater Blvd SW, travel about 1.5 miles until it ends, turn LEFT onto
- Henderson Blvd, travel about 1.5 miles, turn RIGHT at stop light onto
- Yelm Highway, travel east about 7 miles, turn (76 station) RIGHT onto
- Meridian and follow it south through a left turn and a right turn.
- When you see the 20 mph sign turn LEFT onto
- Evergreen Valley Rd, travel approximately 1/3 mile, Fido's Farm is on the RIGHT.

Motels & Camping

Super 8	College Ave SE & Martin Way, Lacey	(360) 459-8888
Motel 6	400 Lee St, Tumwater	(360) 754-7320
Nisqually Plaza RV Park	10220 Martin Way E, Olympia	(360) 491-3831

RVs may park on site, no hookups

Frog's Breath Farm: Telephone: 360-785-0831 Address: 119 Reinseth Road, Winlock, WA 98596

- Interstate 5 to Exit 63 Winlock/Toledo Hwy 505;
- Turn WEST onto Hwy 505, toward Winlock, travel .05 mile to
- South Military Road, turn LEFT; travel 2.2 miles to
- Nikula Road, turn RIGHT; travel 1.5 mile to
- Reinseth Rd, turn RIGHT; second home on the LEFT. Green manufactured home.

Motels & Camping

Relax Inn (Off I-5 at Exit 76))	550 S. Parkland Dr., Chehalis	(800) 843-6916 or (360) 748-8608
Chehalis Inn (Off I5 at Exit 76)	22 Interstate Ave., Chehalis	(877) 740-5330 or (360) 740-5339

Limited, RVs may park on site, no hook-ups.

PackLeader Farm Herding Ranch Dog Trial (HRD)

March 16, 2012

GENERAL RULES:

- Time 20 minutes.
- In all elements, quiet efficient stock work is essential.
- All elements must be accomplished prior to moving on.
- All gates may be open/closed at the Handler's discretion (unless specified); however, time will not end until all gates have been restored to their original/starting position.
- Ties breakers: 6. Sort and Pen, 2. Fetch/Drive, Time

STARTING SET- UP:

- All gates are closed, except Pens 2 & 3 to Narrow Alley, which are open.
- 10 sheep in Side Pen, 30 sheep in groups of 5 in Alley C/D, 20 sheep in reserve.

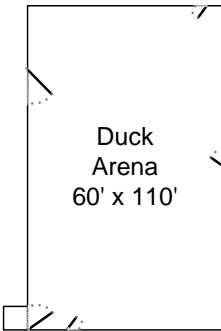
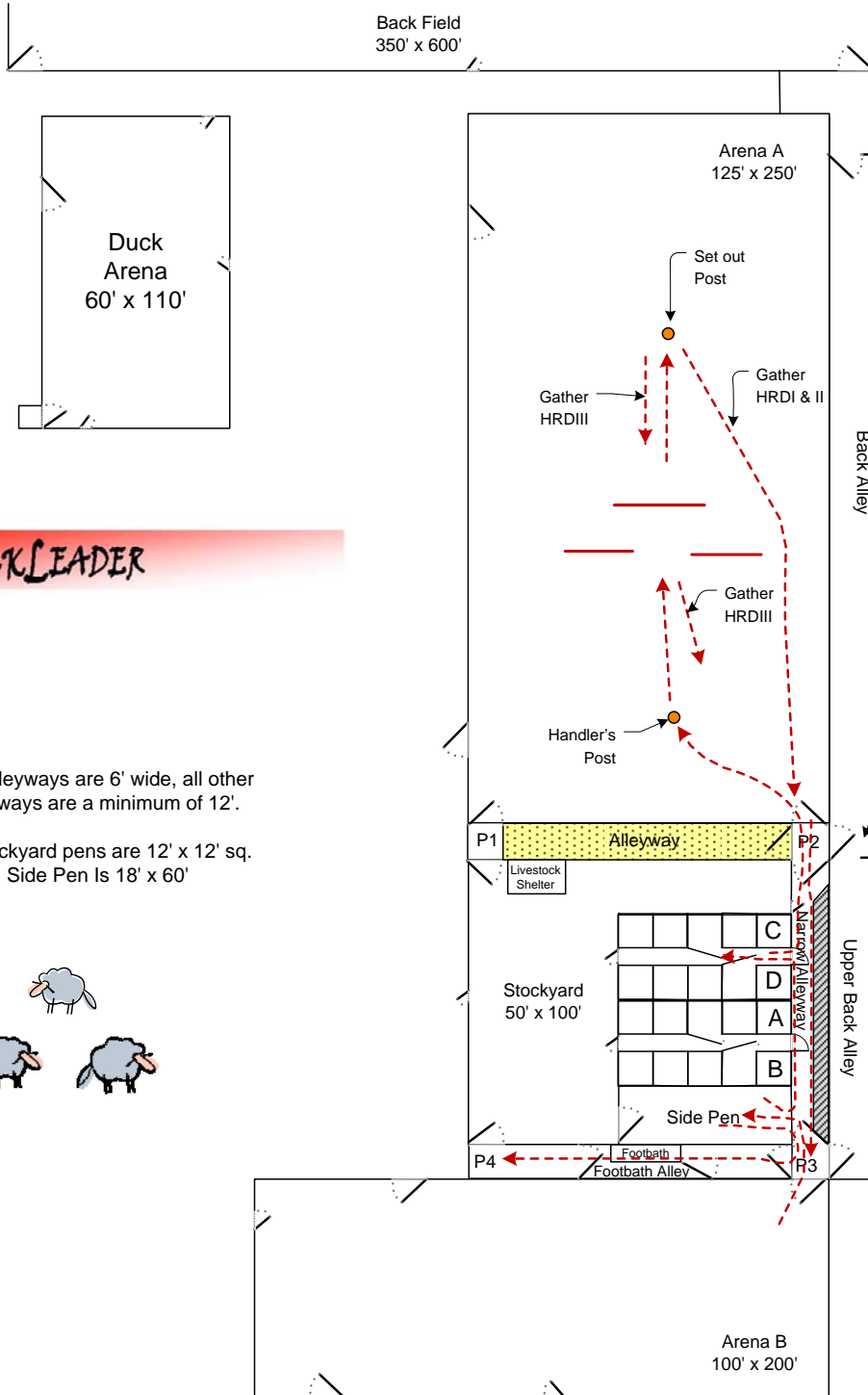
- 1. PENS - 10 PTS.:** Take sheep from 2 designated pens in Alley C/D, combine sheep and move them through Pen 2 into Arena A, and move to Handler Post. Exercise ends when the sheep arrive at the Handler Post.
- 2. FETCH/DRIVE - 20 pts.:** Fetch/drive the sheep from the Handler's Post through free standing Obstacle and on to the Set Out Post. Exercise ends when sheep arrive at the Set Out Post.
 - **HRD I** - Handler may take any position.
 - **HRD II** - Handler must remain at the Handler's Post until the stock clear Obstacle 1.
 - **HRD III** - Handler must remain at the Handler's Post until the stock reach the Set Out Post.
- 3. GATHER - HRDI & II - 15 pts.; HRDIII - 25 pts.:**

HRDI & II : Recall dog and move to the position appropriate for the team's level. Gather the sheep to the Handler, and then proceed to Pen 2. Exercise ends when the sheep have reached the gate to Pen 2.

HRDIII: Move to the handler's post and recall dog. Gather sheep and move them back through the obstacle to the handler then proceed to Pen 2. Exercise ends when the sheep have reached the gate to Pen 2.


 - **HRD I** – Dog at 75 feet from sheep, Handler within 15 feet of sheep.
 - **HRD II** – Dog at 150 feet from sheep, Handler ½ way.
 - **HRD III** – Handler and dog 150 feet from sheep
- 4. NARROW ALLEY - 10 pts.:** Dog will hold the stock off Pen 2 gate, allowing the handler to freely open the gate. Move stock through Pen 2, down narrow alley, through Pen 3 and release them into Arena B. Exercise ends when Arena B Gate is closed.
- 5. PENS/FOOTBATH - 15 pts.:** Remove sheep from Side Pen, move sheep through Pen 3 into the Footbath Alley, through the Footbath and toward Pen 4. Return to Arena B, remove sheep and pen in Side Pen. Exercise ends when the Side Pen gate is closed.
- 6. SORT AND PEN - 20 pts.:** Return to the footbath Alley, gather sheep, move through the footbath. Sort sheep into 2 groups of 5 sheep and pen in original pens in Alley C/D. Sort may be done anywhere from Pen 3 to Pen 2 or in the C/D Alley. Exercise ends when sheep are penned.

Time stops when ALL gates have been restored to their original/starting position.



Pen alleyways are 6' wide, all other alleyways are a minimum of 12'.

All stockyard pens are 12' x 12' sq.
Side Pen is 18' x 60'



Fido's Farm Herding Ranch Dog Trial (HRD)

March 17, 2012

GENERAL RULES:

- Time 20 minutes
- All elements must be attempted prior to continuing
- All gates must be closed and latched unless otherwise stated
- Dog must hold sheep off all gates
- Tie breakers: 2. Hold and Controlled Movement, 4. Gather and Fence Line Obstacle, Time

STARTING SET UP:

- 30 sheep in Barnyard.
- All gates shut and latched except Round Corral gate which is to remain open.

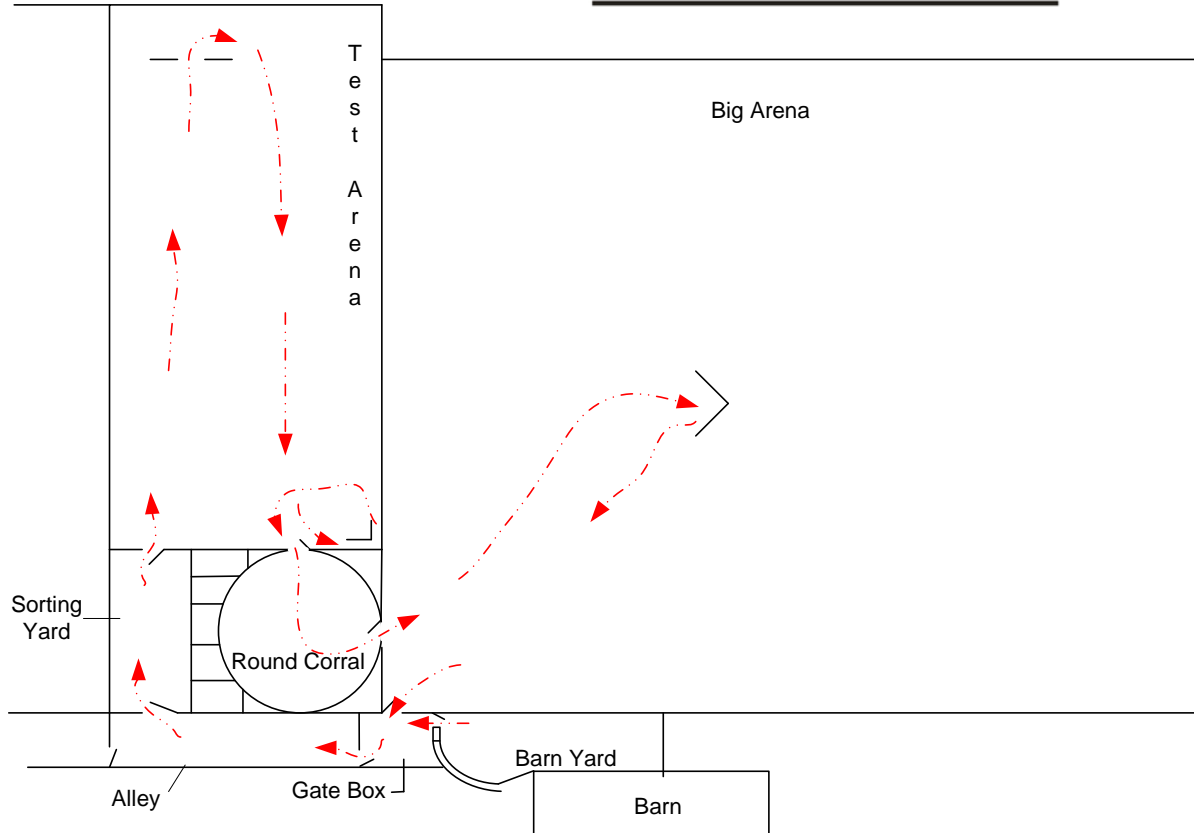
1. **SORT- 10 pts.:** Time starts when gate into Barnyard is opened. Gate sort 5 sheep into Gate Box.

2. **HOLD AND CONTROLLED MOVEMENT - 30 pts.:** Dog and handler pass through Gate Box and open the gate to Main Alley without disturbing the sheep. Dog to hold sheep in the Gate Box while handler opens the Sorting Yard gate. Move sheep into Sorting Yard then to Test Arena. Exercise ends when Test Arena gate is closed.
 - **HRDI** – Handler may enter Gate Box
 - **HRD II** – Handler to remain outside of Gate Box
 - **HRD III** – Handler to remain at Sorting Yard Gate.

3. **DRIVE/WEAR - 20 pts.:** Move sheep through Panel Obstacle at bottom of arena and settle them, recall dog to Round Corral Gate
 - **HRDI** may move with sheep throughout exercise
 - **HRDII** handler may move halfway to panels
 - **HRDIII** handler to remain at Round Corral gate

4. **GATHER & FENCE LINE OBSTACLE - HRD I & II 20 pts.; HRDIII 30 pts.:** Gather sheep, move sheep through corner L Chute entering the end closest to Round Corral Gate, move sheep into Round Corral. Exercise ends when sheep are in Round Corral.
 - **HRDI** place dog half way to sheep. Handler may move to within 15 feet of sheep, Handler may move with sheep for remainder of exercise
 - **HRDII** place dog at Round Corral Gate. Handler may move half way to sheep for Gather, Handler to remain at entry to L Chute until sheep exit Chute.
 - **HRDIII** send dog from Round Corral gate. Handler will remain at gate until sheep enter the Round Corral.

5. **PENNING V AND REPEN - 10 pts.:** Move sheep into Big Arena, pen sheep in Penning V. Reopen into Gate Box. Time ends when Gate Box gate is latched.



Barn Yard 35' X 45'
 Gate Box 20' X 20'
 Alley 20' X 109'
 Sorting Yard 20' X 60'
 Test Arena 100' X 200'
 Round Corral 60'
 Big Arena 200' X 300'

— — Panel Obstacle
 ┌ Fence Line Obstacle
 > Penning V

Frog's Breath Herding Ranch Dog Trial (HRD) March 18, 2012

GENERAL RULES:

- Time 20 minutes
- All elements must be attempted prior to continuing
- Tie breakers: 6. Open Field Work, 3. Drive, Time

STARTING SET- UP:

- There will be a set of (5) five sheep in Field 2 and Pen A.
- All gates will be closed and must be closed at the completion of the run.

1. **GATHER - 20 pts.:** Time and the exercise begin when the handler opens the gate. Outrun lengths 60' for HRDI, 120' for HRDII and III. Take the sheep to the feed pan and put grain into the pan. Call the dog off the sheep, and move to the appropriate Handler's Post. Gather and move sheep to the gate area. Exercise ends when handler reaches the gate area.
 - **HRDI** will put the dog at the Handler's Post closest to the feed pan and may move to within 15' of the sheep for the gather.
 - **HRDII** dogs will use the Handler's Post closest to the gate. The Handler may move as close as the HRDI Handler's Post.
 - **HRDIII** dogs will begin their gather from the post closest to the gate. The handler will remain there for the entire gather.

2. **GATE WORK - 10 pts.:** Move the sheep into Field 1. The dog must hold the stock off the gate while it is being opened and cover the sheep after they have entered Field 1. The exercise ends when the gate is closed and latched.

3. **DRIVE 20 - pts.:** Drive the sheep through free standing obstacle, turn right and put them into the appropriate Pen A or C. The exercise ends when the Pen gate is closed.
 - **HRDI** may accompany dog and sheep. Put the sheep in Pen C.
 - **HRDII & III** will remain at the gate until sheep pass through or past free standing obstacle. Then they are free to move. HRDII will put the sheep in Pen C. HRDIII will put the sheep in Pen A.

4. **SORT - HRDIII only 10 pts.:** Using the race, sort the five sheep that were in Pen A into small area next to race. Let the sheep that you just added to Pen A straight through the race into the barn. (Sheep will be marked.) Exercise ends when the last sheep clears the race.

5. **PEN - 10 pts.:** Remove the sheep from Pen A. Cover the sheep while the gate is being closed. Exercise ends when the gate has been closed and latched.

6. **OPEN FIELD - 30 pts.:** Move the sheep into the area formed by the cones (approximately 100 feet wide), move the sheep the length of the field, through the panels to the gate at the far end of the Field 1. Pen the sheep in Field 2. Time ends when the gate is closed.
 - **HRDI** may move with the sheep
 - **HRDII** may move anywhere outside the corridor formed by the cones.
 - **HRDIII** will move along the fence for the entire exercise, doing a cross drive



Frog's Breath Farm

Fields:

- 1. 230' X 320'
- 1a. 100' X 230'
- 2. 82' X 210'
- 3. 100' X 100'

Pens:

- A. 22' X 35'
- B. 33' X 57' & 6 10' X 10'
- C. 28' X 33'
- D. 42' X 43'
- E. 22' X 79'
- F. 74' X varying

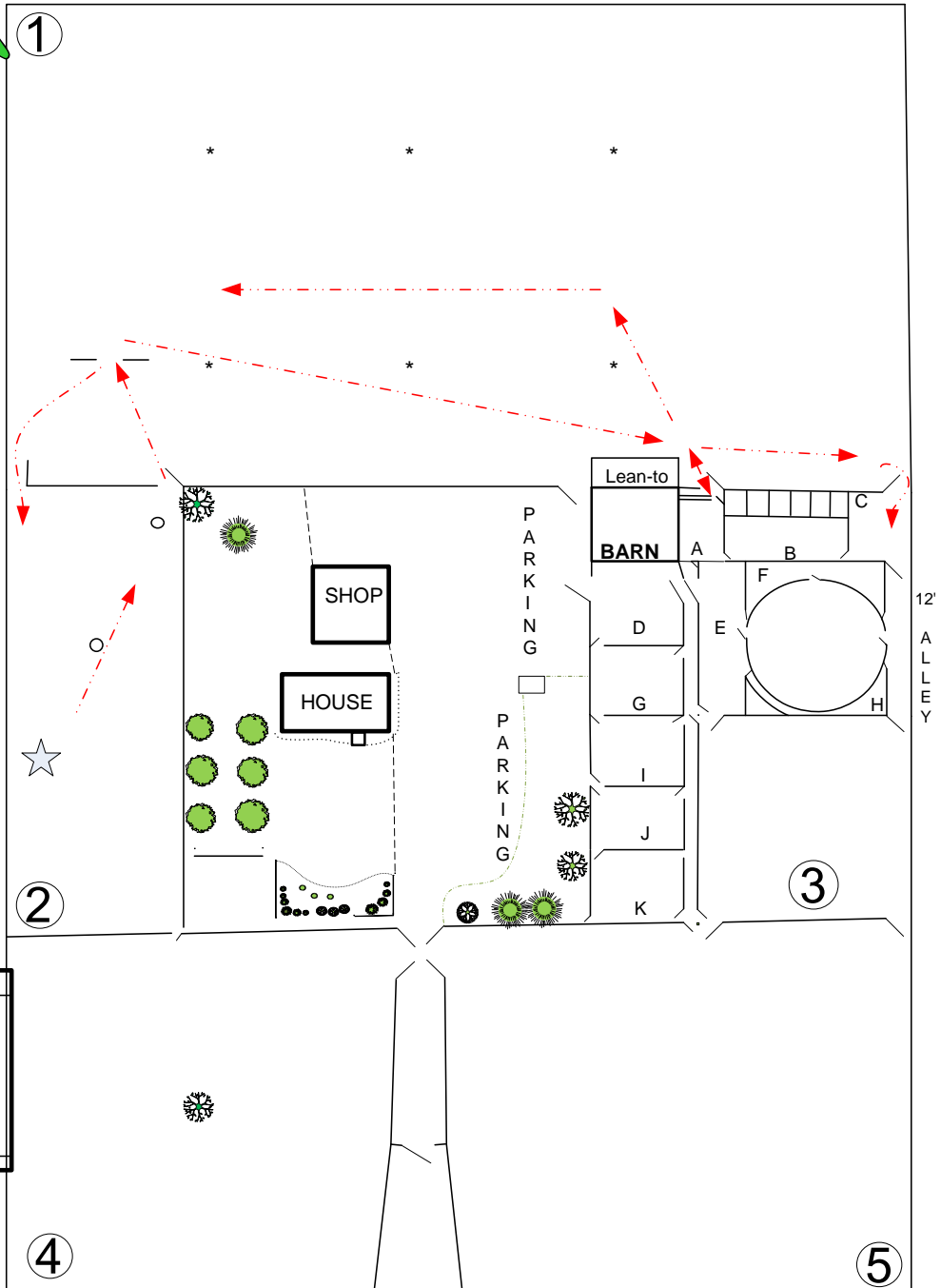
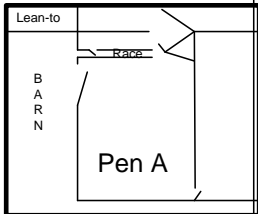
Alleys:

- 6' X 179'
- 12' X 86'

Round Pen:
65' diameter

Barn:
35' X 40' over all
12' X 24' Feeding area
6' X 6' Jugs
Lean-to 14' X 40'

- ★ Feed pan
- HRDI Handler's Post
- HRDII-III Handler's Post
- * Cones mark work area



March 16, 17 & 18, 2012



Please fill out one entry form, per dog

Reg. Name: _____

Call Name: _____ Breed: _____

DOB: _____ Sex: _____ Reg. no.: _____ Registry: _____

Breeder: _____

Sire: _____

Dam: _____

Owner: _____

Address: _____

City: _____ State: _____ Zip: _____

Phone: _____ E-mail: _____

Name of handler if other than owner: _____

Check Class(es) you are entering

Friday 3/16/2012
PackLeader Farm

HRD I	
HRD II	
HRD III	

Saturday 3/17/2012
Fido's Farm

HRD I	
HRD II	
HRD III	

Sunday 3/18/2012
Frog's Breath Farm

HRD I	
HRD II	
HRD III	

Total # of pre-entry runs (on or before 3/9/12) _____ @ \$55.00 ea. Total \$ _____

Total # of runs (After 3/9/12) _____ @ \$60.00 ea. Total \$ _____

Lunch guest pay \$7.00 each day. Number of guests _____ Amount \$ _____

In consideration for participation in an event sanctioned by the American Herding Breed Association (AHBA), & hosted by Barbara Davenport, Chris Soderstrom & Elsie Rhodes, I agree to assume all responsibility for any claim, loss or damage, of whatever kind or nature, whether to person or property, which may be caused at or near this event either directly or indirectly, by me or the dog or dogs I have entered in or brought to this event. I further agree that I will hold the AHBA, its officers, directors, agents, member, Barbara Davenport, Chris Soderstrom & Elsie Rhodes, their families and employees harmless and defend them from any and all liability for an injury, claim, damage or loss, of whatever kind or nature, whether to person or property, caused at or near this event. I agree to indemnify the AHBA, its officers, directors, agents, members, Barbara Davenport, Chris Soderstrom & Elsie Rhodes and their families and/or employees might be subject as a result of any claims, suit loss or damage caused in any way by any act or negligence on my part or on the part of any dog or dogs I have entered in or brought to this event. I acknowledge that while the AHBA may provide sanctioning and Barbara Davenport, Chris Soderstrom & Elsie Rhodes are hosting for this event with regard to issuing of titles, they do not have and do not exercise control over the conduct, of the event or those present. I certify and represent that the dog or dogs I have entered in or brought to this event is/are not hazard to other dogs, other animal, or to people.

Signature of owner / agent

Date